

Tabroom Team Registration Guide

STEP ONE: Go to <http://losangelesmt.tabroom.com> and log in

- Already have a Tabroom account, log in:

- Click on **“Login”**
- Enter your username and password
- Skip to Step Two on page 2

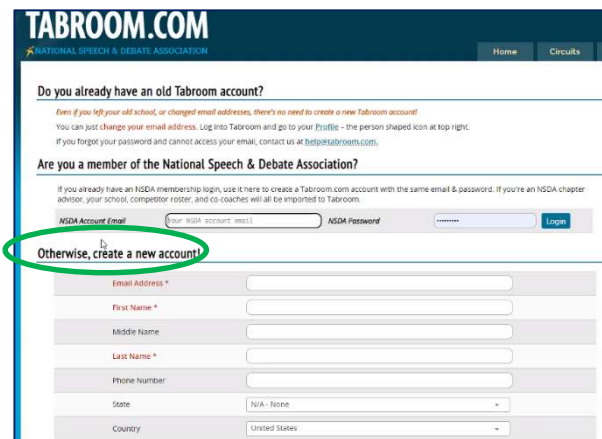


- Do not have a Tabroom account:

- Create and confirm your account:
 - Click on **“create a tabroom.com account”**

Next Screen:

- Under the **“Otherwise, create a new account!”** heading, fill out the required information
Note: A phone number is required to move forward.
- Check your email for an email from Tabroom.com with a verification code and confirm your account.



Next Screen:

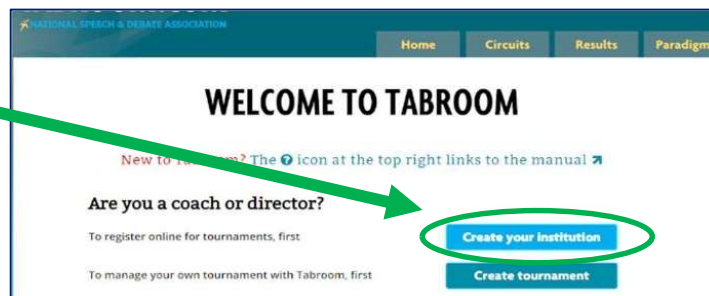

- Once you confirm your account, create your school:
 - Click on **“Create Your Institution”**

Next Screen:

- Fill out the requested information about your school, such as the school's name, county, and state.

Note: If your school also has a speech & debate program, it may ask you to confirm that you mean to create a new program instead of gaining access to the existing school account. Scroll to the bottom of the page and check off **“You confirm this is not a duplicate program:”**

- Click on **“Save School Info”**

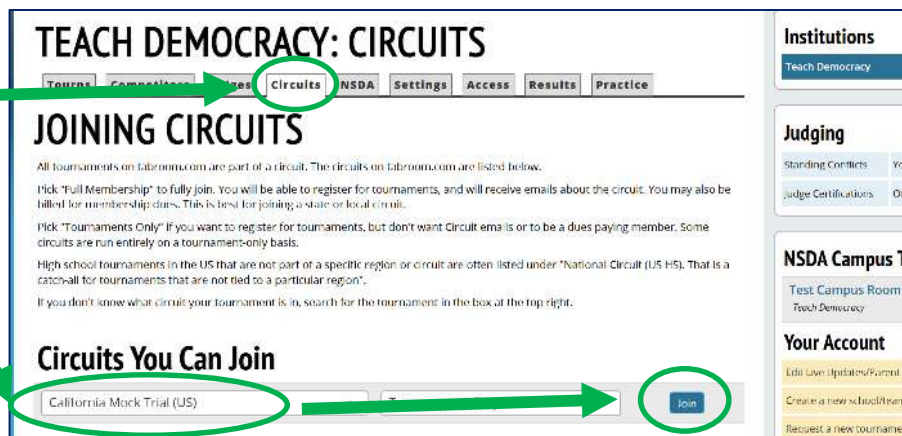



TIP: To return to your home screen at any time, click on your email address at the top right corner.

STEP TWO: Join the Los Angeles County Mock Trial Circuit

Next Screen:

- Click on the **"Circuits"** tab
- From the **"Circuits You Can Join"** drop-down menu, select **"California Mock Trial (US)"**
- Click on **"Join"**



Next Screen:

- Under the **"Circuit"** column, click **"California Mock Trial"**



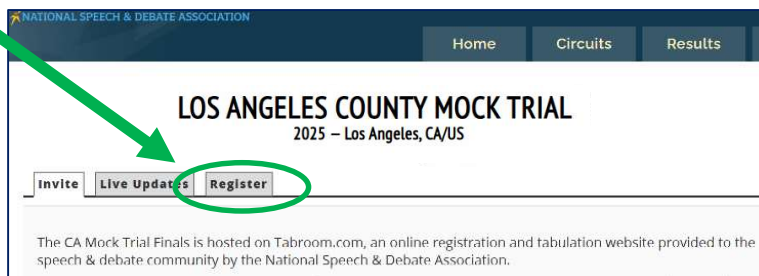
Next Screen:

- Under the **"Name"** column, click **"Los Angeles County Mock Trial"**



Next Screen:

- Click on **"Register"** tab



TIP: To return to your home screen at any time, click on your email address at the top right corner.

STEP THREE: Enter the team members' names

Next Screen:

- Click the **“Competitors”** tab
- On the top right, click on **“Add a new student”**

JMNZ: COMPETITORS

Tours Competitors Judges Circuits NSDA Settings Access Results Practice

0 Competitors Current

Rec	First	Middle	Last	Grad	Account	Novice	Retired
-----	-------	--------	------	------	---------	--------	---------

Competitor Roster

- Add a new student
- Import from spreadsheet
- De-duplicate students
- NSDA Points
- Connect to NSDA Auto Pointing

Next Screen:

Under **“Add Student”**

- Enter a student's first and last name at a minimum. The other information is optional.
- Click on **“Save Student Info”**
- The system will allow you to enter another student name. Follow the steps above until you have entered all the team members' names.

Tours Competitors Judges Circuits NSDA Settings Access Results Practice

Add Student Link to Email address of Tabroom account

First Name Middle Name Last Name Gender

Phonetic Guide Grad Year Novice

Save Student Info

Parent notifications

Parents will be notified, and sent tournament messages/memos, when a competitor signs up for a tournament. Notifications do not get automatically sent if a coach/team admin registers a competitor, but they will get emails/information you send out afterwards.

Parent followers need their own verified Tabroom.com accounts.

Add Email address Add

Once you finish, you should have a complete list of your student competitors.

Next Screen:

- Read Notes/Disclaimer on abiding by rules and procedures from Team Rulebook.
- Click on **“I understand and agree”**

LOS ANGELES COUNTY MOCK TRIAL

Notes/Disclaimer

Rule 1.1 — Rules

B. All CA Mock Trial competition participants must follow all rules and procedures specified in the California Mock Trial Team Rulebook, California Case Materials, and the California Mock Trial Rules of Evidence disseminated by Teach Democracy (formerly CRF).

Rule 1.2 — Code of Ethical Conduct

All participants (including coaches and attendees/observers) are bound by all sections of this Code and agree to abide by the provisions.

I understand and agree

TIP: To return to your home screen at any time, click on your email address at the top right corner.

STEP FOUR: Enter the team to the competition

Next Screen:

- Click the **"Tourns"** tab
- Under the **"Name"** column, click on **"Los Angeles County Mock Trial"**

Dates	Name	Location	Due
11/1 - 12/8	Los Angeles County Mock Trial	Los Angeles, US	10/6

Next Screen:

- Click on the **"Entries"** tab
- Select **"Senior/Junior"** under the drop-down menu **"Add Entry to"**,
- Forgot a student? Click the yellow **"Add New Competitors to Roster"**.

Los Angeles County Mock Trial

General Entries Attendees Website Results

Entries

ALL

Add Entry to
State Finals

Team Deadlines

Add Deadline Feb 28 6:00 PM
Online Drop Deadline Feb 28 6:55 PM
Fees still owed after Jan 6 11:55 PM
School limit in Team 1

Add New Competitors to Roster

Next Screen:

- Select your students' names from the drop-down menu to enter the competition
- Once you have selected all your team members' names, click **"Save Details"**

Los Angeles County Mock Trial

General Entries Attendees Website Results

Entry Details

*Competitor 1 Francesco Bernoulli
*Competitor 2 Sally Carrera
*Competitor 3 Chick Hicks
*Competitor 4 Doc Hudson
*Competitor 5 Tow Mater
*Competitor 6 Lightning McQueen
*Competitor 7 Cruz Ramirez
Competitor 8 Strip Weathers

Save Details

Once you're done, your entry under the Entries tab should look like this. You have completed the Tabroom registration!

Los Angeles County Mock Trial

General Entries Attendees Website Results

Entries

ALL TRIAL

Trial Team

Category Names Status

TRIAL Francesco Bernoulli
Sally Carrera
Chick Hicks
Doc Hudson
Tow Mater
Lightning McQueen
Cruz Ramirez
Strip Weathers

IN

Save Details